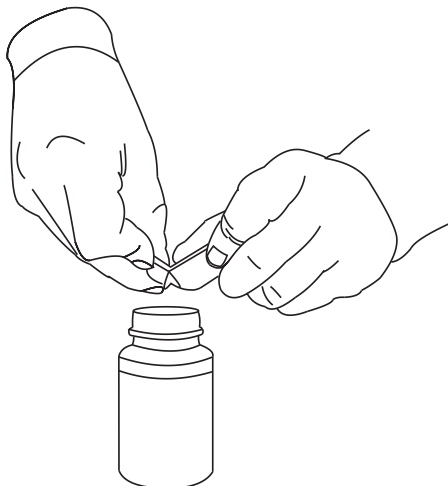
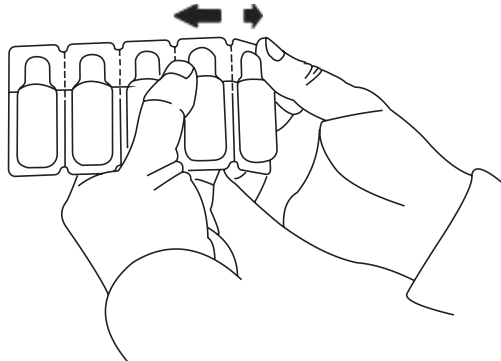
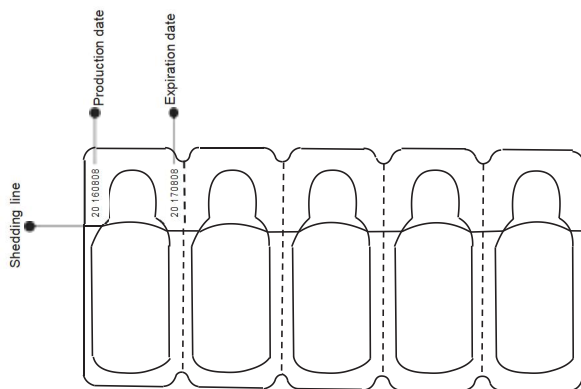


Enterococcus

Enzyme Substrate Detection Reagent

User's Manual



Character This product is white or light yellow granules

Clarification degree slightly yellow

pH 7.0~7.6

weight 2.7±0.5g

Storage Long term storage: drying, sealing, avoiding light and storage at 4 ~ 8 °C.

Term of validity 1 years

Working principle

In the water samples containing Enterococcus bacteria, the target bacteria were cultured in the medium at 41±0.5°C. The specific enzyme produced by the Enterococcus bacteria can decompose the fluorescent substrate MUD in reagent medium and produce characteristic fluorescence.

Packaging specification

100 pieces /box

Usage method

Qualitative detection

Step 1 Add reagent in 100ml water sample, dissolve it.

and culture 24h at 41±0.5°C

Step 2 Read result

No fluorescence = negative

Fluorescence = Enterococcus positive

Quantitative detection

Step 1 Add reagent in 100ml water sample, dissolve it.

Step 2 Pour into the 51 or 97 well tray.

Step 3 Use program controlled quantitative sealer to seal the well tray, and culture 24h at 41 ±0.5°C

Step 4 Calculate the amount of enterococcus by checking the corresponding MPN table with the number of positive wells.